




Reading Tasks

Here is a list of activities for you to choose from. As always, get as creative as you like and feel free to send us any of your creations. We would love to display your recommendations in our reading corners for future year 6s. Reviewing and recommending books is an objective of our curriculum and also a great way to promote reading.

Pick and choose from the tasks suggested. You can use any books you have read and enjoyed, or even the books we have studied in class.



Write a Book review

1. Start with a couple of sentences describing what the book is about

But without giving any spoilers or revealing plot twists!

2. Discuss what you particularly liked about the book

- Who was your favourite character, and why?
- Did the characters feel real to you?
- Did the story keep you guessing?
- What was your favourite part of the book, and why?
- Were certain types of scene written particularly well - for example sad scenes, tense scenes, mysterious ones...?
- Did the book make you laugh or cry?
- Did the story grip you and keep you turning the pages?

3. Mention anything you disliked about the book

- Did you wish the ending hadn't been a cliffhanger because you found it frustrating?
- Did you find it difficult to care about a main character, and could you work out why?
- Was the story too scary for your liking, or did it focus on a theme you didn't find interesting?

4. Round up your review

Summarise some of your thoughts on the book by suggesting the type of reader you'd recommend the book to.

5. You can give the book a rating, for example a mark out of five or ten, if you like!

Create your own Book Quiz



You've done the quizzes; now try writing your own about a book you've read.

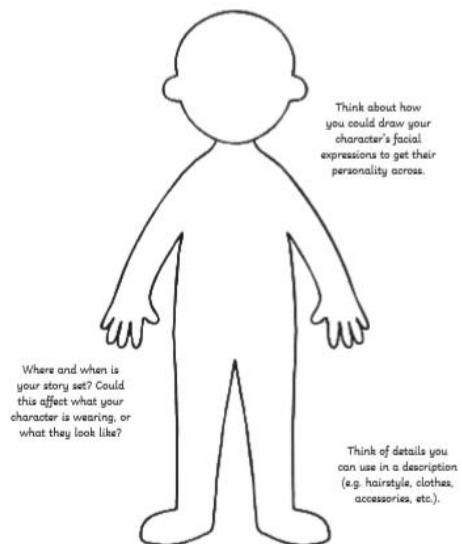


Character Profile

Create a character profile of your favourite book character, or of an interesting character that you have come across.

You could use one of these templates or come up with your own.

External Features What do you see on the outside?	Internal Features What are their thoughts and feelings?
<div></div>	




Design a Book cover

A lot of thought goes into a book cover. It must be


- Eye-catching and appealing
- Give hints about the story
- Include the Title and Author's name

Design an alternative book cover for a book you have read.



Become a character

Choose an interesting character and write a diary entry as that character.



This could be at a pivotal time in the book or at the end, reflecting on the events.



Write a letter to the author



Write a letter to the author of a book you've read. Explain what you liked and disliked about it and include any questions you have about the plot or the characters.

Draw the setting

Draw a detailed picture of a memorable setting. Use words and phrases from the book to label it. You could incorporate the writing within the picture.



Non-fiction: What have you learnt?

Create a fact file of what you have learnt. Make it attractive and informative. Think about how to structure and design your page.

**DID YOU
KNOW???**