

Year 1 Phonics and spellings Week 6

This week's spellings to learn are:

very happy funny rocky dirty tidy
pretty lovely quickly softly

This week we are going to revisit some of the trickier sounds we should know before heading into Year 2.

Monday 6th July 2020

Today's sound is **air** as in that's not fair

Have a look at the link <https://www.youtube.com/watch?v=uZHKK9jnfFQ> how many air words can you write down while the clip is playing?

Use the air words you have written down to write some sentences. These can be as silly as you like but they must make sense.

The bear liked to have fairy wings in his hair.

If you feel confident you could try creating a short story using as many air words as you can.

Tuesday 7th July 2020

Today's sound is ue as in give me a clue

Check out this link <https://www.youtube.com/watch?v=QxhF1RZdAIc> to give you an idea of when to use the ue spelling

Using the Boggle grid below how many ue words can you create?

b	a	o	c
c	t	r	b
g	s	l	p
i	t	n	d

u and e are not in the grid but you can use them in each word.




Wednesday 8th July 2020

Today's sound is **ew** as in chew some stew

Here is a clip using the ew spelling of the same sound as yesterday - can you spot the difference? <https://www.youtube.com/watch?v=7t4xUvIG4ZU>

Using the pictures in the grid below can you sort them into 2 columns.

1 labelled ew and the other labelled ue?

Thursday 9th July 2020 & Friday 10th July 2020

Over the next 2 days we are looking at compound words.

A compound word is where 2 smaller words are joined together to make another word with a different meaning.

Such as rain and bow they combine together to make rainbow.

Here is a link to show you how to do it. You can stop the video at any time to have a go at writing the compound words before they are revealed. The video is quite long so you do not have to watch it all.

https://www.youtube.com/watch?v=UvrZ5NuvP_w

You could split it up over 2 days doing some on Thursday and some on Friday.

Have a look at the PowerPoint in the document list and have a go at the pages. Recognizing the compound words. Focus on spelling each part correctly so that the overall word is spelt correctly.

There are some riddles on the last page to have a go at too.