



Welcome to Year 2

Year _

Class teachers

2C

Miss Capozzi

2W

Miss Wildgoose

Specialist Teachers

PE

Mrs Prior/Primary Sports Coaching

Art

Mrs Cahill

Music

Miss Marsden

Routines

- ▶ Lunch time is from 12:15 to 1:05.
- ▶ Please ensure you inform the class teacher/ office if your child is being collected by someone else. We are unable to release your child to another adult without this communication.
- ▶ The children need a water bottle, lunch (unless having school dinner), reading book and spelling book every day.
- ▶ Prescribed medicines to be taken to the office.
- ▶ For HT1, PE will be on Thursday and swimming will be on Tuesday for 2W and Friday for 2C. Children should wear their PE kit to school on these days.



Excellence:
everyone, everywhere, every day

Our school values: RESPECT









Our core values of RESPECT underpin everything we do.



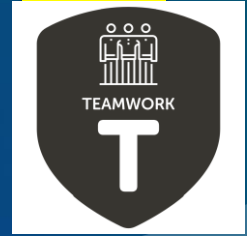
What does this look like in Year 2?

Celebrating our values

- Each Monday, we celebrate children who have shown the RESPECT values from each class.
- Each week we have a different RESPECT focus
- If your child has won an award, you will be invited in (in person or via teams) to celebrate with them during this assembly

 RESILIENCE R	 EMPATHY E	 SELF-AWARENESS S	 POSITIVITY P	 EXCELLENCE E	 COMMUNICATION C	 TEAMWORK T
						
This certificate is awarded to						
<input type="text"/>						
In recognition of						
<input type="text"/>						
Signed				Date		
<input type="text"/>				<input type="text"/>		

Attendance




Children to enter through their classroom door between 8:45 and 8:55am.

If children are late, they should enter through the school office, with an adult to sign them in.

Children will be dismissed at 3:20pm from the classroom door onto the playground.

- Regular and punctual attendance in school is essential
- When a child misses school, this disrupts their learning
- Last year, at the end of Year 2, of those with attendance of 95% and higher, 84% achieved the expected standard in reading and writing.
- Of those with less than 95% attendance, only 69% achieved the expected standard in reading and writing. That is a difference of 15%.

Uniform



- The school uniform policy can be found on the school website.
- High expectations of presentation for all pupils
- Children should come to school in their PE kit on allocated PE days (and swimming HT1)
- Please see the uniform policy for details on what is the Ashdene PE kit: wearing own sports clothes is not acceptable.

- If your child cannot meet uniform expectations (i.e. they have grown out of their school shoes) please inform your class teacher by email, including when this will be resolved
- If children are wearing incorrect uniform or P.E kit, parents will be contacted. Children can be sent home.
- If families are struggling with the purchase of uniform, please contact school.

Expectations, rewards and behaviour

- ▶ Expectations of pupils are the same in all classes – this is known to the children and there are reminders around classrooms
- ▶ Celebration assembly for exceptional work and/or attitudes



Expectations, rewards and behaviour

Walking in the corridors



**Silence unless
talking to an adult.**



Walk on the left.



Walk in single file.



Ready for learning



Arrive on time.



Wear the correct uniform.



Have the correct equipment.



Silence in the corridors.



Put your things away quickly.



Greet your teacher at the door.



Greet your classmates.






























Start your task.



Expectations, rewards and behaviour

- ▶ Merits awarded for demonstrations of the RESPECT values
- ▶ Merit shop at the end of each half term
- ▶ Consequences – known by the children
- ▶ Focus on reflection, restoration and resolution

 3267 Whole Class	 151 Alia	 46 Amber	 167 Amy	 145 Austin	 168 Ava G	 134 Ava H	 40 Beau	 152 Connie
 101 Elliott	 48 Emily	 139 Felix	 117 George	 95 Georgia	 80 Herbie	 150 Isabella	 126 Isla	 124 James
 143 Jasmine	 47 Jeremy	 125 Katie	 34 Leo A	 130 Leo G	 32 Lilia	 146 Max	 169 Maxim	 41 Oliver

Excellence at Ashdene



If you show the RESPECT characteristics, you will earn merits that you can spend at the merit shop each term.



If you are not ready, respectful or responsible, an adult will give you a warning.



If you continue to not be ready, respectful and responsible, you will have a C1 consequence.

C1 = Missing 10 minutes of playtime.



If you do not correct your behaviour or refuse to follow instructions, you will have a C2.

C2 = Missing 10 minutes of playtime and spending 10 minutes in another classroom.



If you playfight, cause damage to property, cause unintentional harm due to poor choices, show disrespect to others or use threatening words or behaviour, you will have a C3.

C3 = Missing 30 minutes of lunchtime. Your parents will be contacted.



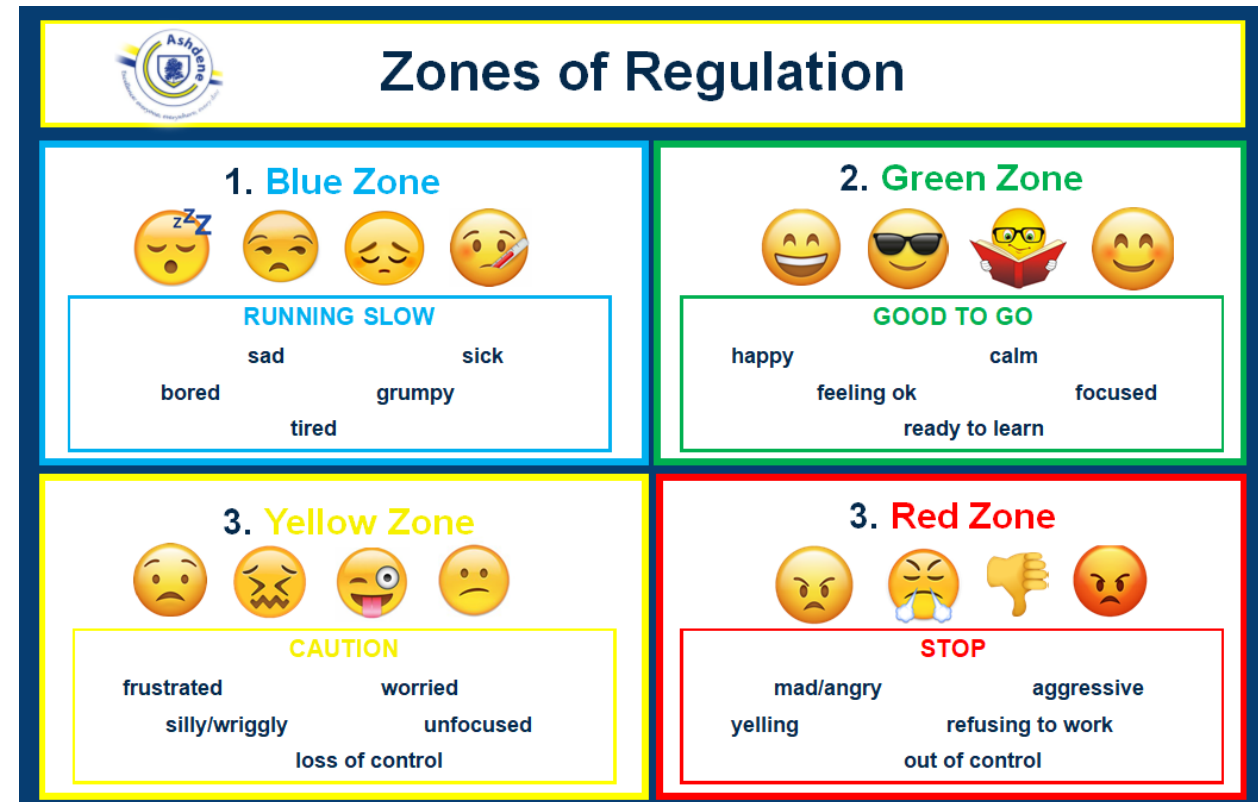
If you cause intentional harm, deliberately damage property, swear, use racist or homophobic language, bully another person or force someone to do something they don't want to do, you will have a C4.

C4 = Missing lunchtime and working outside the headteacher office for the afternoon. Your parents will be contacted.



ZONES of regulation

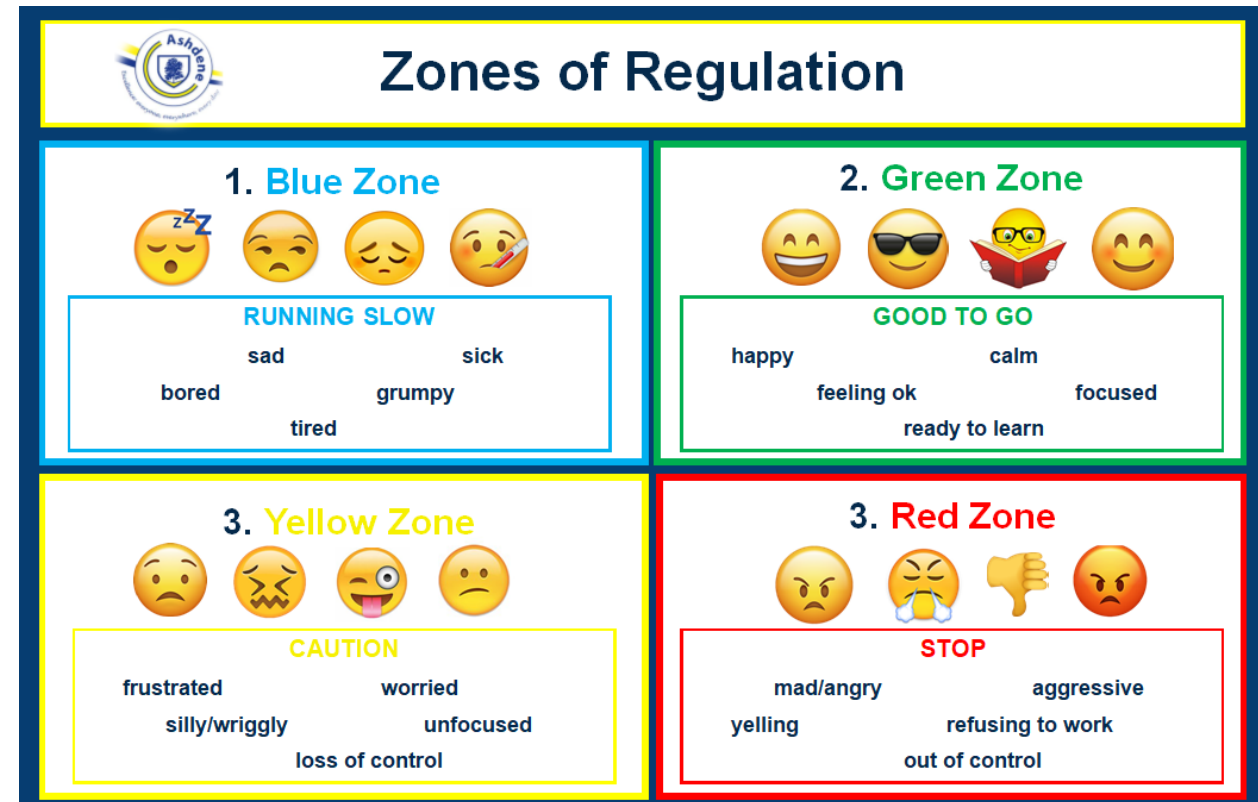
- ▶ Zones of Regulation is an internationally renowned curriculum aimed to develop the children's self-regulation and emotional control
- ▶ From time to time, all of us (including adults!) find it hard to manage strong feelings such as worry, anger, restlessness and this stops us from getting on with our day effectively.
- ▶ Using the 4 zones, we will teach and support the children to develop self-regulation strategies to help them cope with these feelings so they can get back to feeling calm and ready to learn



ZONES of regulation

Zones of regulation aims to:

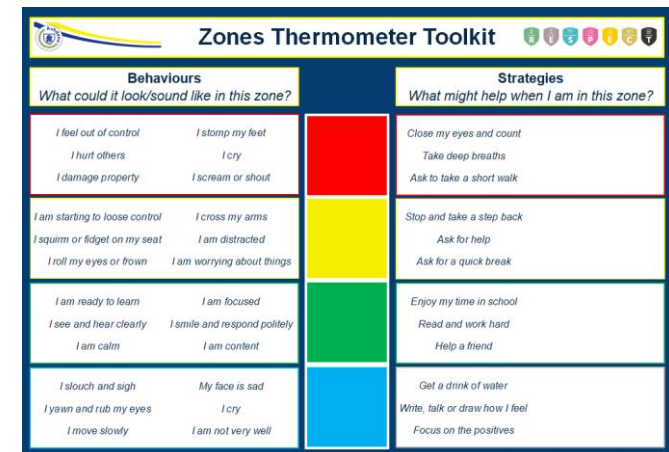
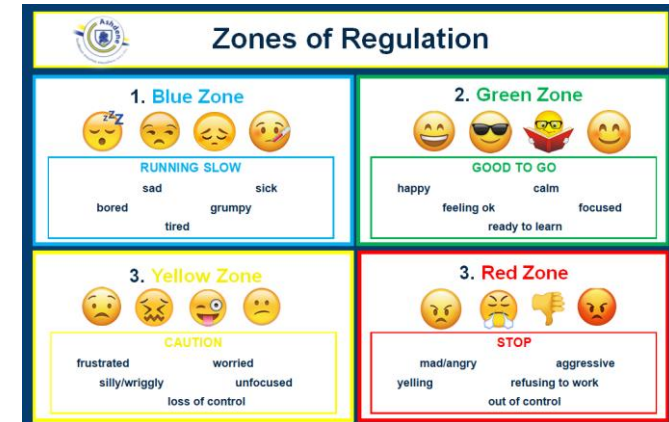
- ▶ Increase their emotional vocabulary so they can explain how they are feeling
- ▶ Recognise when other people are in different zones, thus further developing empathy
- ▶ Understand their emotions, sensory experiences such as lack of sleep or hunger and their environment might influence which zone they are in
- ▶ Further develop problem-solving skills and resilience
- ▶ Identify a range of strategies that will support them



ZONES of regulation

Children will learn and use zones...

- ▶ Some discrete teaching lessons and through our PSHE curriculum
- ▶ Using the Zones language with all school staff and pupils
- ▶ In the classroom by referring to the posters
- ▶ Using their personalised scaling thermometer to identify what zone they are in and whether they need to talk about it with someone or implement strategies to help them (it is not a requirement for all children to use these, rather a suggestion if we notice they may be finding it difficult to self-regulate)
- ▶ Some children might prefer not to use the 'Zones language' and may label the emotions directly. This is fine and encouraged!



Voice 21 project - oracy



- ▶ In school, oracy is a powerful tool for learning; by teaching students to become more effective speakers and listeners we empower them to better understand themselves, each other and the world around them. It is also a route to social mobility, empowering all students, not just some, to find their voice to succeed in school and life.
- ▶ Improving the quality of conversations in the classroom and the wider school



Lunches

- ▶ We are keeping the changes we made to lunches last year
- ▶ More children are eating more of their food –positive impact on their health and preparation or learning
- ▶ Improvements in children's well-being around the social aspects of lunchtimes
- ▶ Continually taking pupil voice and making revisions to further enhance lunchtime experiences
- ▶ Aim: for children to sit, eat well, enjoy their food and converse successfully
- ▶ Parents are invited to join their children for lunch. Year 2 parent lunch will be on Friday 17th November. If you wish to join, please contact the office to book your place.

Would you rather visit the highest mountain or the deepest part of the sea?
Why?



What is your greatest strength any why?

What five things would you take on a trip to the moon and why?

Curriculum



Shared with parents each half term to give you an overview of your child's learning

Year 2 Curriculum HT1


PSHE
Being me in my world

Commando Joe
Mission focus: Positivity, communication and teamwork.


Personal Development
Wider Curriculum Clubs Available
Sports club, archery, music, yoga, games club, Commando Joe, Dodgeball, cookery, Gay Creation, 1000.

Trips and Visits
Great Fire of London workshop as a part of our history topic.
Little Champions

No Outsiders
Blown Away: To be able to work with everyone in my class.

English
Inspirational Text



Genres: Narrative Letter Recount
Non-chronological report

Class Story


The poem Year 2 are studying and learning to recite this half term is 'Now we are six.'

Maths


Week 1-3
To know and Use Number:
- Count, read and write numbers to 100 in numerals, count in multiples of twos, fives and tens.
- Identify, represent and estimate numbers using different representations, including the number line.
- Compare and order numbers from 0 up to 100: use >, <, = signs
- Count in steps 2, 3 and 5 from 0, and in tens from any number, forward and backward.
Week 4-7
Addition and Subtraction:
- Using concrete objects and pictorial representations, including those involving numbers, quantities and measures.
- Recall and use addition and subtraction facts to 20 fluently and derive related facts up to 100.

Mental Maths


Science
The Year 2 science topic this half term is 'Animals Including Humans'. Children will learn that they need to eat the right amount of different types of food, exercise and have good hygiene to keep their body healthy.
BSA articles: 42, 24 and 27


Phonics
Phase 5 assessments

Irregular/ high frequency words
Phase 5 Alternates
C(e) c(i) c(y) sc/sh se
g (e) g(i) g (y) dge
-el -al -le
ing -ed
s





History
Year 2 will be completing a study of the Great Fire of London. The children will explore the cause of the fire and the impact on lives today.
BSA articles: 1, 2, 42 and 27


Computing
Year 2 will be learning about and exploring the difference uses of ICT in our lives. They will also learn to how to resize images in Word documents.

PE
The children will be taught by a swimming coach during their weekly swimming sessions. The children will also be taught Dance by the Sport coaches.



Knowledge Jigsaw
Year 2 Science HT1

What we already know Name a variety of common animals, such as fish, amphibians, mammals, birds and reptiles. Identify the differences between animal groups, such as the difference between the structure of a fish and the structure of a bird. Know the difference between animals that are carnivores, herbivores and omnivores. Describe and compare the structure of common animals.	Identify and classify animals <ul style="list-style-type: none"> - Human, dog and cats offspring look like their parents. - Frog offspring doesn't look like its parent. - Animals like birds and snakes lay eggs which hatch into live young. 	All living things reproduce and have offspring <ul style="list-style-type: none"> - Some animals give birth to live young and they look like them when they are born e.g. cats, dog, and humans. - Some animals have offspring that doesn't look like them e.g. fish, frogs. - Some animals lay eggs which hatch into live young e.g. birds, snakes. 
To survive, animals (including humans) need water, food and air. Basic needs of an animal are: <ul style="list-style-type: none"> - Food - Water - Shelter - Oxygen - Warmth If any animal does not have any of these then they will not survive or reproduce.	Analysing Data <ul style="list-style-type: none"> - A line graph shows us changes over time - Questions help us to find out more - Collecting data and inputting them onto a graph helps us to spot patterns. 	Offspring and growing up Offspring must receive the basic needs of an animal to grow into an adult. When they are fully grown, they can also reproduce. <ul style="list-style-type: none"> - Egg > chick > chicken - Spawn > tadpole > frog - Eggs > larva > pupa > ladybird - Baby > toddler > child > teenager > adult 

Personal Development



Within the curriculum

Specific to Year _

Year 2 Curriculum HT1

Personal Development
Wider Curriculum Clubs Available
Sports club, archery, chess, pop, game club, Commando Joe, Judo, Karate, Taekwondo, Clay Creative, etc.

English
Inspirational Text
Genres: Narrative, Letter, Recount
Non-chronological report
Class Story
The poem Year 2 are studying and learning to recite this half term is 'Now we are six.'

Maths
Week 5-6
To know and Use Number:
- Count, read and write numbers to 100 in numerals, count in multiples of two, five and ten.
- Identify, represent and estimate numbers using different representations, including the number line.
- Compare and order numbers from 0 up to 100, use <, >, = signs.
- Count in steps 2, 3 and 5 from 0, and in tens from any number, forward and backward.
Weeks 6-7
Addition and Subtraction:
- Using concrete objects and pictorial representations, including those involving numbers, quantities and measures.
- Recall and use addition and subtraction facts to 20 fluently and derive related facts up to 100.

Science
The Year 2 science topic this half term is 'Animals Including Humans'. Children will learn that they need to eat the right amount of different types of food, exercise and have good hygiene to keep their body healthy.
Phase 5 assessments
Irregular/ high frequency words
Alternates
C(e) c(i) c(y) sc/sh se
g (e) g(i) g (y) dge
-el -al -le
-ing -ed
s

History
Year 2 will be completing a study of the Great Fire of London. The children will explore the cause of the fire and the impact on lives today.
RE
Is it possible to be kind to everyone all the time?

Computing
Year 2 will be learning about and exploring the difference uses of ICT in our lives. They will also learn to how to resize images in Word documents.

PE
The children will be taught by a swimming coach during their weekly swimming sessions. The children will also be taught Dance by the Sport coaches.

Ashdene

- Weekly 'Vote for schools' and 'Picture News' assemblies
- Election of School council Members
- Pupil voice voting
- RESPECT sessions
- Music performance for families
- Weekly PSHE lessons
- Half-termly No Outsiders lessons

- visit – (HT3)
- trip – RE (HT1)
- Residential (HT6)
- Crucial Crew (personal safety) (HT5)
- Sporting events

Homework



Online homework tasks are set each Friday

Maths	English
MyMaths.com (weekly) TT Rockstars	SPaG.com (fortnightly) Practise spellings Read for at least 20 minutes each day

- Online homework (Maths and SPaG) will be checked by teachers weekly
- Teachers will regularly check in with reading progress
- Spelling test each Friday
- We expect parents to support us and ensure homework is completed. If children are not completing their homework tasks, including spelling and reading, parents will be contacted

How to help at home



How to help at home documents are available on class page of school website.

Repeated practice of fundamentals (i.e. x tables and reading) helps secure depth of understanding.

Year 2 Expectations

- Children should know their 2, 5 and 10 times tables and be able to recall them at speed
- Read for 30 minutes each day (at least 20 at home)
- Re-read books, practising reading fluently, aloud
- Spellings are practised regularly
- Homework is completed, with care and focus, on-time

Year 2: How to help at home

Maths			
Children need to have a clear and deep understanding of number and place value to ensure they can build on this in all other areas of maths. Therefore, it is important children have a deep understanding of place value, number patterns and ordering numbers. This will support them in their understanding of addition and subtraction as well as many other areas of maths.			
TT Rockstars Encourage your child to play as it develops fluency and speed with multiplication and division.		Telling the time Practice using the analogue clock to tell the time to the nearest 5 minutes. Discuss how much time has passed or how long something has taken.	
Shark numbers https://www.ictgames.com/sharkNumbers/mobile/ Children have to match visual representations to figures in a quick paced game to escape from a shark!		Money Work out how much items will cost in total and how much change they will be given. This can be done in the shops or through role play.	
Fact family Give children an addition question. Can they use it to make a fact family? For example; $13 + 6 = 19$ $6 + 13 = 19$ $19 - 6 = 13$ $19 - 13 = 6$	Shapes Test your child's knowledge of 2D and 3D shapes by describing properties, finding them around the house and drawing them.	Cards Playing with a friend, turn two cards over each to create two, two-digit numbers. Race to add the numbers.	Counting coins Provide a mixture of 10p and 1p coins. Roll a dice to create a two digit number. Race to make the number.
Position, direction and movement Set up an obstacle course and direct your child through it with their eyes covered. Use the following language - left, right, forwards, backwards, clockwise, anti-clockwise, quarter turn, full turn, and half turn.		Marble drop Choose to count from 2, 3, 5 or 10. Drop marbles into a jar and your child must count out the total.	
Other online games/websites https://www.topmarks.co.uk/learning-to-count/place-value-basketball https://www.topmarks.co.uk/place-value/place-value-charts https://www.ictgames.com/mobilePage/partPartWhole/index.html - provides different objects to show addition/subtraction and place value.			

Reading

- ▶ We want all children to be **fluent readers and develop a love for reading**.
- ▶ Fluency is reading with pace, expression, intonation and reading for meaning.
- ▶ Children are exposed to reading every day in school.
- ▶ They should all have a reading book which they bring in each day and take home each evening.
- ▶ All children are expected to read for at least **20 minutes at home**, every day
- ▶ (add details of digital reading)

Parent engagement

What	Why	When
Curriculum overviews and knowledge jigsaws shared half termly	You know what your children are learning	Half termly
Weekly school newsletter	Information about events, important information, personal development of our pupils and photos of what each year group have been up to	Weekly
Interim reports and books shared	Sent home prior to parents' evenings so you are informed about your child's academic progress An opportunity to talk through learning with your child and celebrate the pride they have in their work	Thursday 12 th October 2023 Thursday 8 th February 2024
Parents' evenings	An opportunity to discuss progress and personal development	18 th and 19 th October 2023 28 th and 29 th February 2024
Parent lunches	An opportunity to join your child's year group for lunch and engage in discussion	Year _ add date 2023
Parent Open Sessions	An opportunity to walk around school and see learning in action. Each session will have a different subject focus.	Wednesday 4 th October 2023 – Maths Tuesday 5 th March 2024 – RESPECT (Commando Joe) Friday 21 st June 2024 - Science
Invitations to celebration assemblies	An opportunity to celebrate with your child when they receive an award	Individual invites will be sent to families of weekly winners

Year 2 Key Dates

Whole-school dates		Year group specific dates	
Swimming lessons	2W-Tuesday AM 2C- Friday PM	History workshop	Tuesday 12 th September
Parents open session	Wednesday 4 th October 9-10am (maths)	Parent lunch	12:10-12:40 Friday 17 th November
Parents' evening	Wednesday 18- Thursday 19 th October	Residential	Thursday 7 th - Friday 8 th March
School photos (individual)	Monday 6 th November	Year 2 Music Performance	25 th April 9-9:30
KS1 Pantomime	Thursday 21 st December	Sports Day	Friday 17 th May
Parents' evening	Wednesday 28 th -29 th February	Zoolab	Thursday 11 th July

Communication

You can communicate with your child's class teacher through the class email accounts. These are not checked whilst teaching.

For any urgent messages, please call or email the office.

2w@ashdeneschool.net

2c@ashdeneschool.net