



Welcome to Year 4

# Year 4

## Class teachers

**4C**

Mr. Carpenter

**4I**

Miss. Irvine

## Specialist Teachers

**PE**

Mrs Prior/sports coaches

**Art/computing**

Miss Dockerty

**French**

Mrs Henderson/Mrs Sunley

**Music**

Miss Marsden

# Routines

- ▶ Lunch time is from 12:30pm to 1:20pm.
- ▶ Please ensure you inform the class teacher/ office if your child is being collected by someone else. We are unable to release your child to another adult without this communication.
- ▶ The children need a water bottle, lunch (unless having school dinner), reading book and spelling book every day.
- ▶ Prescribed medicines to be taken to the office.
  
- ▶ For HT1, PE will be on Monday and Thursday. In weeks 2-7 children will also have swimming on Monday. Children should wear their PE kit to school on these days.



**Excellence:  
everyone, everywhere, every day**

# Our school values: RESPECT

Our core values of RESPECT underpin everything we do.



What does this look like in Year 4?

# Celebrating our values

- Each Monday, we celebrate children who have shown the RESPECT values from each class.
- Each week we have a different RESPECT focus
- If your child has won an award, you will be invited in (in person or via teams) to celebrate with them during this assembly

RESILIENCE  
**R**

EMPATHY  
**E**

SELF-AWARENESS  
**S**

POSITIVITY  
**P**

EXCELLENCE  
**E**

COMMUNICATION  
**C**

TEAMWORK  
**T**

Ashdene

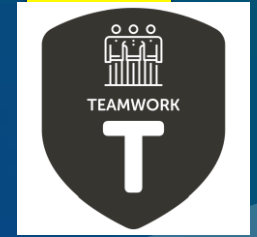
This certificate is awarded to

In recognition of

Signed

Date

# Attendance



Children to enter through Left hand door KS2 playground between 8:45 and 8:55am.

If children are late, they should enter through the school office, with an adult to sign them in. If our child arrives after 9am they will receive a late mark. If your child arrives after 9:20, this will be recorded as an unauthorised absence.

Children will be dismissed at 3:30pm from Left hand door KS2 playground.

- Regular and punctual attendance in school is essential
- When a child misses school, this disrupts their learning
- If children are missing school due to unauthorised absences, the learning lost cannot be caught up

# Attendance

All children should be aiming to achieve a minimum of 97% attendance, apart from those with chronic health issues.

Excellent attendance at school is important to allow children to fulfil their potential. Days off school soon add up and frequent late arrival impacts important learning at the start of the day. It can be hard for children to catch up on vital information missed, which can significantly impede their academic progress and overall well-being.

## Every Minute Counts

Lateness = Lost Learning (Figures below are calculated over a school year)	
5 minutes late each day	3 days lost!
10 minutes late each day	6.5 days lost!
15 minutes late each day	10 days lost!
20 minutes late each day	13 days lost!
30 minutes late each day	19 days lost!

## Days off school add up to lost learning

175 NON SCHOOL DAYS IN A YEAR  
175 days to spend on family time, visits, holidays, shopping, household jobs and other appointments

190 DAYS FOR YOUR CHILD'S EDUCATION EACH YEAR	10 DAYS ABSENCE 180 DAYS OF EDUCATION	19 DAYS ABSENCE 171 DAYS OF EDUCATION	29 DAYS ABSENCE (A TERM MISSED) 161 DAYS OF EDUCATION	38 DAYS ABSENCE 152 DAYS OF EDUCATION	47 DAYS ABSENCE 143 DAYS OF EDUCATION
<b>100%</b>	<b>95%</b>	<b>90%</b>	<b>85%</b>	<b>80%</b>	<b>75%</b>
<b>Good</b> Best chance of success. Gets your child off to a flying start		<b>Worrying</b> Less chance of success Makes it harder to make progress		<b>Serious Concern</b> Not fair on your child	



### Attendance percentage

2023-2024	92.7%
This time last year	92.3%

### Absences

- 10 authorised absences
- 14 unauthorised absences
- 12 days missed
- 3 sessions late before register closed
- 5 periods of absence due to illness
- 9 broken weeks

### Absence patterns

- Absence before or after school holiday

WRITING	Above 90% Att	Below 90% Att
% GDS	41%	14%
% EXS+	95%	71%

GPS	Above 90% Att	Below 90% Att
% HS	79%	50%
% AS	98%	66%
Av. Scaled Score	114	106

READING	Above 90% Att	Below 90% Att
% HS	63%	33%
% AS+	95%	83%
Av. Scaled Score	111	109

MATHS	Above 90% Att	Below 90% Att
% HS	54%	33%
% AS	100%	66%
Av. Scaled Score	111	107



# Working together to improve school attendance

Statutory guidance for maintained  
schools, academies, independent  
schools and local authorities

## PENALTY NOTICE FINES FOR SCHOOL ATTENDANCE ARE CHANGING !

With the introduction of the new National Framework for Penalty Notices, the following changes will come into force on 19 August 2024.

### Penalty Notices will be issued for

**Term time leave:** Penalty Notice fines will be issued for term time leave of 5 or more consecutive days.

**10 Sessions of Unauthorised absence in a rolling 10 week period:** A Penalty Notices may be considered when there have been 10 sessions of unauthorised absences in a 10 week period.

However, we retain the discretion to issue a Penalty Notice before the threshold is met. For example, where parents are deliberately avoiding the national threshold by taking several term time holidays below the above thresholds.

### Per Parent/Per Child

Penalty Notice fines will continue to be issued per parent per child. For example: 3 siblings absent for term time leave, would result in each parent receiving 3 separate fines.

### First Offence

The first time a Penalty Notice is issued for term time leave or irregular school attendance the fine will be charged at:

£160 per parent, per child if paid within 28 days of the issue, reducing to £80 per parent, per child if paid within 21 days.

(Unpaid penalty notices may result in a parental prosecution)

### Second Offence

Where it is deemed appropriate to issue a second penalty notice to the same parent for the same pupil within 3 years of the first penalty notice, for either term time leave or irregular attendance the second penalty notice will be charged at:

£160 if paid within 28 days. (Unpaid penalty notices may result in a parental prosecution)

### Third Offence

On the third time that an offence is committed within 3 years of the first penalty notice for either a term time leave or irregular attendance a penalty notice will not be issued. The case may proceed to Parental Prosecution under the Single Justice Procedure. If found guilty of the offence of 'Failure to send a child to school' the Magistrates can impose a fine up to £1000 or legal proceedings under Section 444 (1a) can include a fine of up to £2500.

# Uniform



- Our school uniform is now supplied by Express Uniform. The school uniform policy can be found on the school website along with a link to our online shop. This academic year, pupils can wear the royal blue or new navy blue jumpers/cardigans
- High expectations of presentation for all pupils
- Children should come to school in their PE kit on allocated PE days (and swimming HT1). This must be our new PE kit (navy)
- Please see the uniform policy for details on what is the Ashdene PE kit: **wearing own sports clothes is not acceptable.**

- If your child cannot meet uniform expectations (i.e. they have grown out of their school shoes) please inform your class teacher by email, including when this will be resolved
- If children are wearing incorrect uniform or P.E kit, parents will be contacted. Children can be sent home.
- If families are struggling with the purchase of uniform, please contact school.

# Expectations, rewards and behaviour

- ▶ Expectations of pupils are the same in all classes – this is known to the children and there are reminders around classrooms
- ▶ Celebration assembly for exceptional work and/or attitudes



# Expectations, rewards and behaviour

## Walking in the corridors



**Silence unless talking to an adult.**



**Walk on the left.**



**Walk in single file.**



## Ready for learning



**Arrive on time.**



**Wear the correct uniform.**



**Have the correct equipment.**



**Silence in the corridors.**



**Put your things away quickly.**



**Greet your teacher at the door.**



**Greet your classmates.**






























**Start your task.**



# Expectations, rewards and behaviour

- ▶ Merits awarded for demonstrations of the RESPECT values
- ▶ Merit shop at the end of each half term
- ▶ Consequences – known by the children
- ▶ Focus on reflection, restoration and resolution

 3267 Whole Class	 151 Alia	 46 Amber	 167 Amy	 145 Austin	 168 Ava G	 134 Ava H	 40 Beau	 152 Connie
 101 Elliott	 48 Emily	 139 Felix	 117 George	 95 Georgia	 80 Herbie	 150 Isabella	 126 Isla	 124 James
 143 Jasmine	 47 Jeremy	 125 Katie	 34 Leo A	 130 Leo G	 32 Lilia	 146 Max	 169 Maxim	 41 Oliver

## Excellence at Ashdene



If you show the RESPECT characteristics, you will earn merits that you can spend at the merit shop each term.

**W**

If you are not ready, respectful or responsible, an adult will give you a warning.

**C1**

If you continue to not be ready, respectful and responsible, you will have a C1 consequence.

*C1 = Missing 10 minutes of playtime.*

**C2**

If you do not correct your behaviour or refuse to follow instructions, you will have a C2.

*C2 = Missing 10 minutes of playtime and spending 10 minutes in another classroom.*

**C3**

If you playfight, cause damage to property, cause unintentional harm due to poor choices, show disrespect to others or use threatening words or behaviour, you will have a C3.

*C3 = Missing 30 minutes of lunchtime. Your parents will be contacted.*

**C4**

If you cause intentional harm, deliberately damage property, swear, use racist or homophobic language, bully another person or force someone to do something they don't want to do, you will have a C4.


*C4 = Missing lunchtime and working outside the headteacher office for the afternoon. Your parents will be contacted.*









# ZONES of regulation

- ▶ Zones of Regulation is an internationally renowned curriculum aimed to develop the children's self-regulation and emotional control
- ▶ From time to time, all of us (including adults!) find it hard to manage strong feelings such as worry, anger, restlessness and this stops us from getting on with our day effectively.
- ▶ Using the 4 zones, we will teach and support the children to develop self-regulation strategies to help them cope with these feelings so they can get back to feeling calm and ready to learn




## Zones of Regulation

<h3>1. Blue Zone</h3>  <p><b>RUNNING SLOW</b></p> <p>bored      sad      grumpy      sick tired</p>	<h3>2. Green Zone</h3>  <p><b>GOOD TO GO</b></p> <p>happy      feeling ok      calm      focused ready to learn</p>
<h3>3. Yellow Zone</h3>  <p><b>CAUTION</b></p> <p>frustrated      worried silly/wiggly      unfocused loss of control</p>	<h3>3. Red Zone</h3>  <p><b>STOP</b></p> <p>mad/angry      aggressive yelling      refusing to work out of control</p>





# ZONES of regulation

Zones of regulation aims to:

- ▶ Increase their emotional vocabulary so they can explain how they are feeling
- ▶ Recognise when other people are in different zones, thus further developing empathy
- ▶ Understand their emotions, sensory experiences such as lack of sleep or hunger and their environment might influence which zone they are in
- ▶ Further develop problem-solving skills and resilience
- ▶ Identify a range of strategies that will support them to access both learning and wider school opportunities



## Zones of Regulation

<h3>1. Blue Zone</h3>  <p><b>RUNNING SLOW</b></p> <p>sad                      sick</p> <p>bored                      grumpy</p> <p>                                 tired</p>	<h3>2. Green Zone</h3>  <p><b>GOOD TO GO</b></p> <p>happy                      calm</p> <p>                                 feeling ok                      focused</p> <p>   ready to learn</p>
<h3>3. Yellow Zone</h3>  <p><b>CAUTION</b></p> <p>frustrated                      worried</p> <p>silly/wiggly                      unfocused</p> <p>   loss of control</p>	<h3>3. Red Zone</h3>  <p><b>STOP</b></p> <p>mad/angry                      aggressive</p> <p>yelling                      refusing to work</p> <p>   out of control</p>



# Curriculum



Shared with parents each half term to give you an overview of your child's learning

## Year 4 Curriculum HT1

**R**

**E**

**S**

**P**

**E**

**C**

**T**

**PSHE**  
Being Me in My World

**Commando Joe**  
Mission focus:  
Resilience, empathy and excellence

**Personal Development**  
Wider Curriculum Clubs Available  
Football, multi sports, music, dodgeball, yoga, drama, choir, art, times tables and homework

**Trips and Visits**  
Visit to the Grosvenor Museum in Chester to Study the Roman Era

**No Outsiders**  
To know when to be assertive

**English**  
Inspirational Texts  
Class Story

Genres for writing:  
Narrative (inc dialogue)  
Diary  
Letters (inc persuasion)  
Non-chronological reports

Within writing, Year 4 will be focusing on:  
• Starting narrative writing with a descriptive paragraph to set the desired scene/atmosphere  
• Write multiple paragraphs to move through the plot  
• Use some descriptive devices effectively to suit the theme  
• Letters, non-chronological reports and diaries structured correctly  
• Alternative between names and pronouns to avoid excessive repetition.  
Understand the difference between formal and informal writing when working on letters and diaries

**Poetry**  
The poem Year 4 are studying and learning to recite this half term is 'Fill the World' by Joshua Seigal

**Maths**  
Week 1 - 4

To know and use number (Place Value):  
- Recognise the value of 4 digit numbers  
- Rounding numbers to 10, 100 and 1000  
- Count in multiples of 6, 7, 9, 25 and 1000  
- Identify, represent and use numbers using different representations  
- Read roman numerals to 100 (I to C)  
- Know 1000 more or less  
- Order and compare numbers beyond 1000  
Count backwards beyond 0 to include negative numbers

Week 5-7

To add and subtract:  
- Add and subtract numbers with up to 4 digits  
- Estimate and use inverse operations to check answers  
- Solve addition and subtraction two step problems  
- Round any number to the nearest 10, 100 and 1000

**Mental Maths**  
Times tables x2, x3, x4, x5, x6, x8 and x10

**MAG: Number Bonds**  
42 + 16 = 58 + 54 = 100  
70 70

**Science**

The Year 4 science topic this half term is **Animals including humans**. Children will learn about the basic parts of the digestive system. Identify the different types of teeth in humans and their simple functions. Construct and interpret a variety of food chains.

**Art**

Mrs Dockerty will be teaching art to Y4 this half term. They will be learning about Giorgio Morandi, creating still life drawings and learning to replicate the details found in nature.

**Spelling**

- Words that are homophones
- Words with the prefix '-in-' meaning 'not'
- Words with the prefixes '-il-', 'im-' and '-ir-'
- Words with the prefix 'sub-' meaning 'below' or further divided
- Words with the prefix 'inter-' meaning between or among
- Challenge words (from national curriculum word list)

**D&T**

Year 4 will be designing and making a Roman Empire inspired pouch for a child to store pocket money in.

**French**

Mrs Sunley will be teaching the Year 4 French lessons this half term. They will be learning about numbers to 20, months of the year, days of the week, rooms in the school and classroom objects.

**RE**

How special is Allah to Muslims?

**History**

Year 4 will be learning about The Roman Empire and its impact on Britain. They will be introduced to Roman invasions and conquests, exploring why the Romans invaded Britain. They will learn about Caesar, Claudius and Boudicca and their importance in the Roman Empire.

**Computing**

Year 4 will be learning about computer systems and networks in their computing lessons. Children will be using the laptops to learn about how a network can share messages with another network to form the internet.

**PE**

Class teachers will be teaching the children football and the children will be taught swimming by the swimming coaches.

### Knowledge Jigsaw Year 4 Computing HT1

**What we already know**

Digital devices must have an input, a process, and an output.

A connection is a link between two or more people or things.

A network is a group of many people or things connected together.

A network switch manages the way in which data moves around a network. It allows multiple devices on a network to be connected together.

A server is a computer that can store things on a network. The server in this network will be used to store files.

A wireless access point is a device connected to a wired network, which sends and receives wireless signals for devices with Wi-Fi connectivity.

Internet – connecting networks together makes the internet.

**Routers enable messages to be passed between networks via switches.**

The internet is a global network of networks.

**Online Safety – Managing online information**  
Online safety protects people from online harms when using devices and networks.  
Images and video are really powerful ways to persuade us to believe something. Things you see online could be a fact, lie or opinion.

A router enables us to connect a network to the internet. The internet is connected by lots of routers.

**Routing is a way of getting from one place to another.**

The World Wide Web is only one part of the internet.

- You can visit websites and webpages on the World Wide Web.
- Web
- Files can be shared on the internet.
- The internet can be used to send emails.

A website is a collection of pages under one name. A web page is a single page or document on the World Wide Web.

**Online Safety – Managing online information**  
Online safety protects people from online harms when using devices and networks.  
When we see a search result with the word 'Sponsored' is means this advert has been paid for by the company. We can search for different types of things using the search tabs. When we search within social media, or within a website (for example), it's not doing a search of the whole world wide web, it's just searching within its own app.

We can share media and files on the World Wide Web (e.g. images, and sounds). We cannot share physical objects (e.g. sandwich, dog).

Websites all have their own web address. The address for the website can tell you where it was created. E.g. uk.

The end of a web address can tell you more about the content of the website.

E.g. gov = government  
com = company  
sch = school

Most websites are hosted in large data centres. Data centres are large buildings full of powerful computers. Some of the largest data centres are owned by companies such as Google, Amazon, Apple and Microsoft.

You can access the World Wide Web on lots of different devices. A web browser lets you look at web pages on the internet.

**Online Safety – Managing online information**  
Online safety protects people from online harms when using devices and networks.  
There are lots of methods companies use to encourage us to shop online such as product reviews and sponsored search.

**Common parts of a website**

Websites can let you generate your own content. E.g. Chrome Music Lab lets you make your own music. Scratch lets you design your own games. Paint lets you create your own artwork.

**Online Safety – Managing online information**  
Online safety protects people from online harms when using devices and networks.  
A chat bot means you are talking to a computer. A bot is a computer program that works automatically.

Copyright is the legal right to the original work by the person that created it. Copyright covers books, music, artwork, software, websites, film and television.

**The content of a website belongs to the person/company that created it.**

You are allowed to view Copyright material (if it is age appropriate) and some material will allow you to download it from the World Wide Web (although there might be a charge).


**You cannot use another person's work as your own.**

Websites will acknowledge who owns the content. You need to take great care when sharing images online. Before sharing an image, you should consider the following:

- Who created the image?
- Who does the image belong to now?
- Has the person the picture belongs to said it can be shared?
- Do I need to give the person who created it credit?
- Where will I share it?
- Who will see it if I share it?
- Is the image appropriate to be shared?

**Online Safety – Managing online information**  
Online safety protects people from online harms when using devices and networks.  
Misinformation online is information that is incorrect by mistake. Disinformation online is information that has been created to harm people.  
False information can be used to scam people, gain more followers or persuade people.

# Personal Development



## Within the curriculum

## Specific to Year 4

Year 4 Curriculum HT1					
<p><b>PSHE</b> Being Me in My World</p> <p><b>E-safety</b> Information</p>	<p><b>Commando Joe</b> Mission focus: Resilience, empathy and excellence</p>	<p><b>Personal Development</b> Wider Curriculum Clubs Available Football, multi sports, music, dodgeball, yoga, drama, choir, art, times tables and homework</p>	<p><b>Trips and Visits</b> Visit to the Grosvenor Museum in Chester to Study the Roman Era</p>	<p><b>No Outsiders</b> To love when to be assertive</p>	
<p><b>English</b> Inspirational Texts Class Story</p> <p>Genres for writing: Narrative (inc dialogue) Diary Letters (inc persuasion) Non-chronological reports</p> <p>Within writing, Year 4 will be focusing on: - Starting narrative writing with a descriptive paragraph to set the desired scene/atmosphere - Write multiple paragraphs to move through the plot - Use some descriptive devices effectively to suit the theme - Letters, non-chronological reports and diaries structured correctly - Alternative between names and pronouns to avoid excessive repetition. Understand the difference between formal and informal writing when working on letters and diaries</p> <p><b>Poetry</b> The poem Year 4 are studying and learning to recite this half term is 'Till the World' by Joshua Sefgal</p>	<p><b>Maths</b> Week 1 - 4</p> <p>To know and use number (Place Value): - Recognise the value of 4 digit numbers - Rounding numbers to 10, 100 and 1000 - Count in multiples of 6, 7, 9, 25 and 1000 - Identify, represent and use numbers using different representations - Read roman numerals to 100 (I to C) - Know 1000 more or less - Order and compare numbers beyond 1000 Count backwards beyond 0 to include negative numbers</p> <p>Week 5-7</p> <p>To add and subtract: - Add and subtract numbers with up to 4 digits - Estimate and use inverse operations to check answers - Solve addition and subtraction two step problems - Round any number to the nearest 10, 100 and 1000</p> <p><b>Mental Maths</b> Times tables x2, x3, x4, x5, x6, x8 and x10</p> <p><b>Maths Master Bonus</b> 42 + 14 = 56 56 - 14 = 42</p>	<p><b>Science</b></p> <p>The Year 4 science topic this half term is <b>Animals including humans</b>. Children will learn about the basic parts of the digestive system. Identify the different types of teeth in humans and their simple functions. Construct and interpret a variety of food chains.</p> <p><b>History</b></p> <p>Year 4 will be learning about The Roman Empire and its impact on Britain. They will be introduced to Roman invasions and conquests, exploring why the Romans invaded Britain. They will learn about Caesar, Cleopatra and Britannica and their importance in the Roman Empire.</p>	<p><b>Art</b></p> <p>Mrs Docketty will be teaching art to Y4 this half term. They will be learning about Giorgio Morandi, creating still life drawings and learning to replicate the details found in nature.</p> <p><b>Spelling</b></p> <p>Words that are homophones - Words with the prefix 'dis' meaning 'not' - Words with the prefixes 'in-', 'im-' and 'is-' - Words with the prefix 'sub-' meaning 'below' or further divided - Words with the prefix 'inter-' meaning between or among Challenge words (from national curriculum word list)</p>	<p><b>D&amp;T</b></p> <p>Year 4 will be designing and making a Roman Empire inspired pouch for a child to store pocket money in.</p> <p><b>French</b></p> <p>Mrs Sunley will be teaching the Year 4 French lessons this half term. They will be learning about numbers to 20, months of the year, days of the week, rooms in the school and classroom objects.</p> <p><b>RE</b></p> <p>How special is Allah to Muslims?</p>	<p><b>Ashdene</b></p>

- Weekly 'Vote for schools' and 'Picture News' assemblies
- Pupil voice voting
- RESPECT sessions
- Music performance for families
- Weekly PSHE lessons
- Half-termly No Outsiders lessons

- Able to apply for a role as a school leader/ambassador
- STEM Young Drivers (HT4)
- Llandudno Residential (HT6)
- Sporting events
- Chester Roman Trip (HT1)

# Homework



Online homework tasks are set each Friday

Maths	English
MyMaths.com (weekly) TT Rockstars	SPaG.com (fortnightly) Practise spellings Read for at least 20 minutes each day

- Online homework (Maths and SPaG) will be checked by teachers weekly
- Teachers will regularly check in with reading progress and set targets for completion of reading books
- Spelling test each Friday
- We expect parents to support us and ensure homework is completed. If maths and SPaG homework is not completed, children will stay in during their break time to complete it. If children are not completing all their homework tasks, including spelling and reading, parents will be contacted.

# Spelling



- ▶ We have updated our spelling curriculum this year and will be teaching spelling using resources from 'Spelling Shed'.
- ▶ Children can access the site to play games which will help them practise their taught spellings
- ▶ Login info will be sent home at the beginning of next week alongside some 'how to' guides
- ▶ Please bear with us as it is new! Any questions once we are started, feel free to contact us and we will do our best to resolve them



# How to help at home



How to help at home documents are available on class page of school website.

Repeated practice of fundamentals (i.e. x tables) helps secure depth of understanding.

## Year 4 Expectations

- Children should know their time tables up to x12 and be able to recall them at speed
- Read for 30 minutes each day (at least 20 at home)
- Spellings are practised regularly
- Homework is completed, with care and focus, on-time
- Children become more independent in taking responsibility for homework and personal organisation

### How to help at home: Year 4

#### Maths

Children knowing their times table facts is very important as these are needed for children to successfully calculate equations in multiplication, division and fractions.  
**In June 2024, all year 4 children will sit the multiplication times table check (MTC). During this, children will be asked 25 random multiplication questions from the 2-12 times tables. For each question they will have 6 seconds to answer it. This is an online test that will be completed on the iPads. To help your child prepare for this, please practice their quick recall of times tables as frequently as possible. Below are some ideas you could try at home.**

#### Tips

Use the facts you know to work out the ones you don't. If you know the x2 table, you can double these facts so that you know the x4 table. If you know the x4 table, you can double this to know the x8 table and so on. e.g. If you know 3 x 4 is 12, you know that 6 x 4 is 24.

#### TT Rockstars

<https://play.ttrockstars.com>  
 The way children answer questions when playing this online game is very similar to the MTC. Regularly playing on this will be excellent preparation. The Sound Check on TT Rockstars replicates the test and we recommend that your child practices this regularly.

#### Other online games/websites

<https://www.topmarks.co.uk/maths-games/7-11-years/times-tables>  
<http://www.primaryhomeworkhelp.co.uk/maths/timestable/interactive.htm>  
<https://www.timestables.co.uk/>  
<https://www.oxfordowl.co.uk/for-home/advice-for-parents/help-with-times-tables>

#### Rock paper scissors

The game rock paper scissors with a twist! After saying 'Rock, paper, scissors' each player shows between 2 and 10 fingers to their partner. You both then multiply the numbers to find the product. The first person to shout out the correct answer wins.

#### Cards

Playing with a friend or parent, turn a card over each and race to shout out the product of the two numbers (ace =1, jack = 11, queen =12). The first to shout out the correct answer keeps the cards. At the end of the deck, count the cards to see who has won the most.

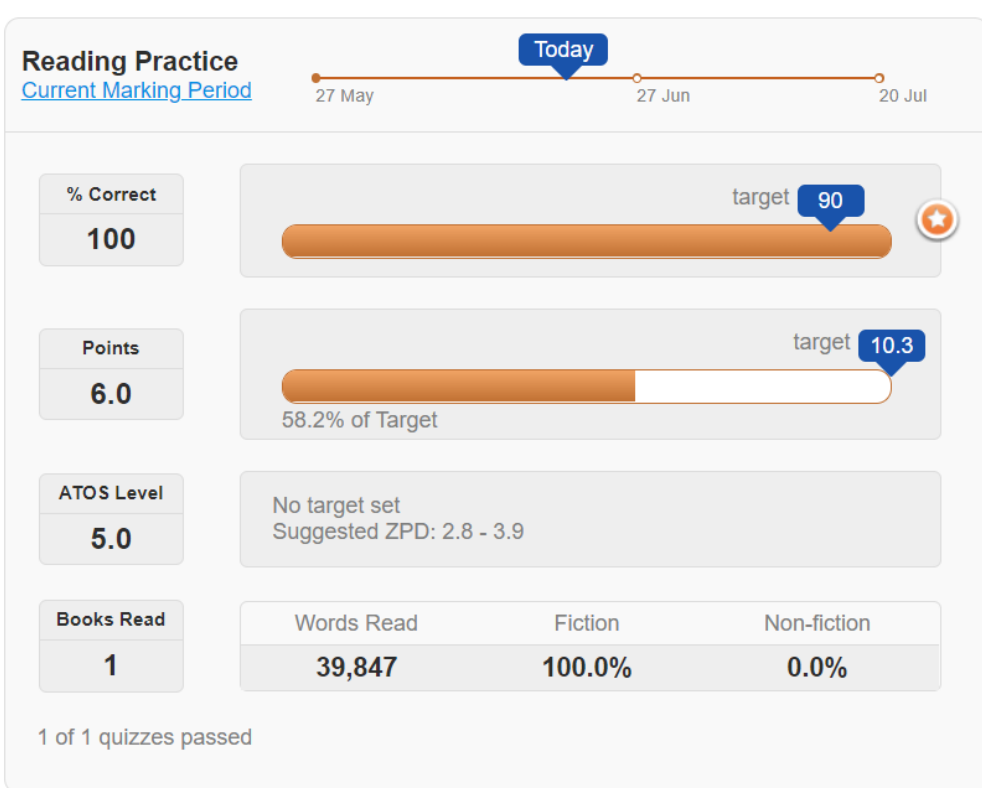
#### Counting

Try counting up and down the different times tables. Choose different starting points e.g. backwards or from the middle and once they get more confident introduce timing them.

# Reading

- ▶ We want all children to be **fluent readers and develop a love for reading**.
- ▶ Fluency is reading with pace, expression, intonation and reading for meaning.
- ▶ Children have the opportunity to read **every day** in school.
- ▶ They should all have a reading book which they bring in each day and take home each evening.
- ▶ All children are expected to read for at least **20 minutes at home**, every day – shared and/or independently.
- ▶ All children in KS2 are able to borrow independent reading books from our extensive library. Please ensure books are returned promptly upon completion to keep the library well-stocked.

# Reading



- ▶ Children are set a personal points target
- ▶ Calculated by an algorithm which calculates points based on reading ability, length of the half term and reading for 30mins each day
- ▶ **Every child should reach their personal target each half term**



# Parent engagement

What	Why	When
Curriculum overviews and knowledge jigsaws shared half termly	You know what your children are learning	Half termly
Weekly school newsletter	Information about events, important information, personal development of our pupils and photos of what each year group have been up to	Weekly
Interim reports and books shared	Sent home prior to parents' evenings so you are informed about your child's academic progress An opportunity to talk through learning with your child and celebrate the pride they have in their work	
Parents' evenings	An opportunity to discuss progress and personal development	
Parent lunches	An opportunity to join your child's year group for lunch and engage in discussion	
Parent Open Sessions	An opportunity to walk around school and see learning in action. Each session will have a different subject focus.	
Invitations to celebration assemblies	An opportunity to celebrate with your child when they receive an award	Individual invites will be sent to families of weekly winners



# Year 4 Key Dates

Whole-school dates		Year group specific dates	
Swimming lessons	HT1 9th Sept – 20th Oct	Llandudno Residential	11-13 <sup>th</sup> June
Parents' evenings	16 <sup>th</sup> and 17 <sup>th</sup> Oct 19 <sup>th</sup> and 20 <sup>th</sup> March	Roman Chester Trip	19 <sup>th</sup> Sept
Individual photos	11 <sup>th</sup> November	STEM Young Drivers	HT4
KS2 Panto – Stockport Plaza	12 <sup>th</sup> December	Whole school Chester Zoo Trip	HT6
Christmas performance	17 <sup>th</sup> December	Music performances	TBC
Sports Day	22 <sup>nd</sup> May (Res 9 <sup>th</sup> June)	Parent lunch	14 <sup>th</sup> Nov

# Communication

You can communicate with your child's class teacher through the class email accounts. These are not checked whilst teaching. Please allow 48 hours for a response.

For any urgent messages, please call or email the office.

[4c@ashdeneschool.net](mailto:4c@ashdeneschool.net)

[4i@ashdeneschool.net](mailto:4i@ashdeneschool.net)

# Our Amazing PTA



Our amazing PTA work tirelessly to both put on incredible events for our children and to raise money for the school. Without them, we wouldn't have the immersive room, the new lockers for Key Stage 2 or the ice cream van to celebrate the end of last year.

The PTA are always looking for help no matter how big or small. If you would like to offer your support let the PTA know as anything you can offer is greatly appreciated!

September - Movie Night

October - Sweetie cones

November - Disco

November - Xmas Fair

February - Movie night

March - Wonka bars in line with World Book Day

May - Summer Disco

June - Summer fair